

# THE POWER OF PHILOSOPHY

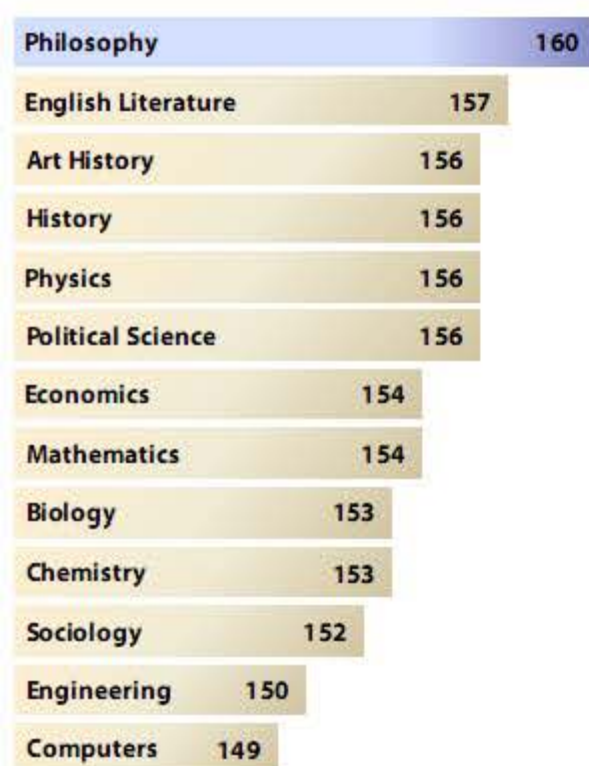
## Mean GRE Scores By Intended Graduate Field, 2011–2012

Charts by Ty Fagan and Matty Silverstein

Source: Educational Testing Service, "GRE Guide to the Use of Scores" ([http://www.ets.org/s/gre/pdf/gre\\_guide\\_table4.pdf](http://www.ets.org/s/gre/pdf/gre_guide_table4.pdf))


### Verbal

Scores range from 130–170



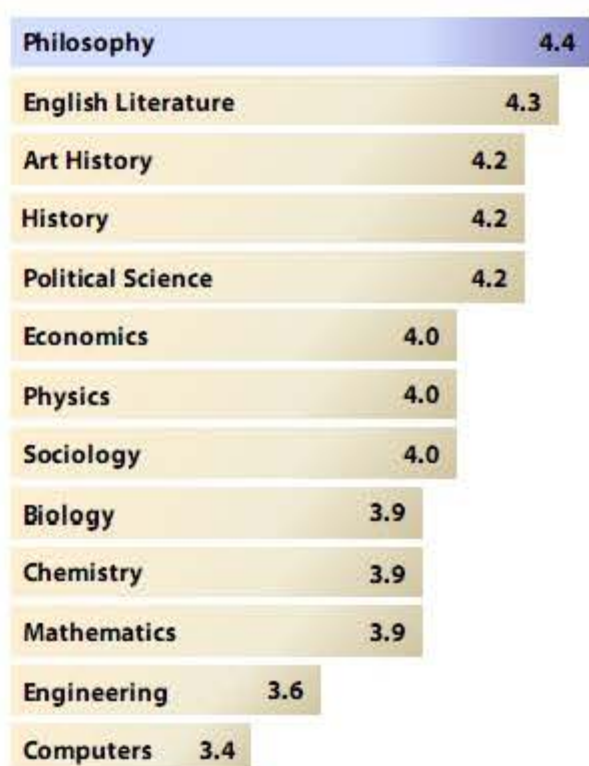
### Quantitative

Scores range from 130–170



### Analytical Writing

Scores range from 0–6



## Mean LSAT and GMAT Scores by Intended Undergraduate Major

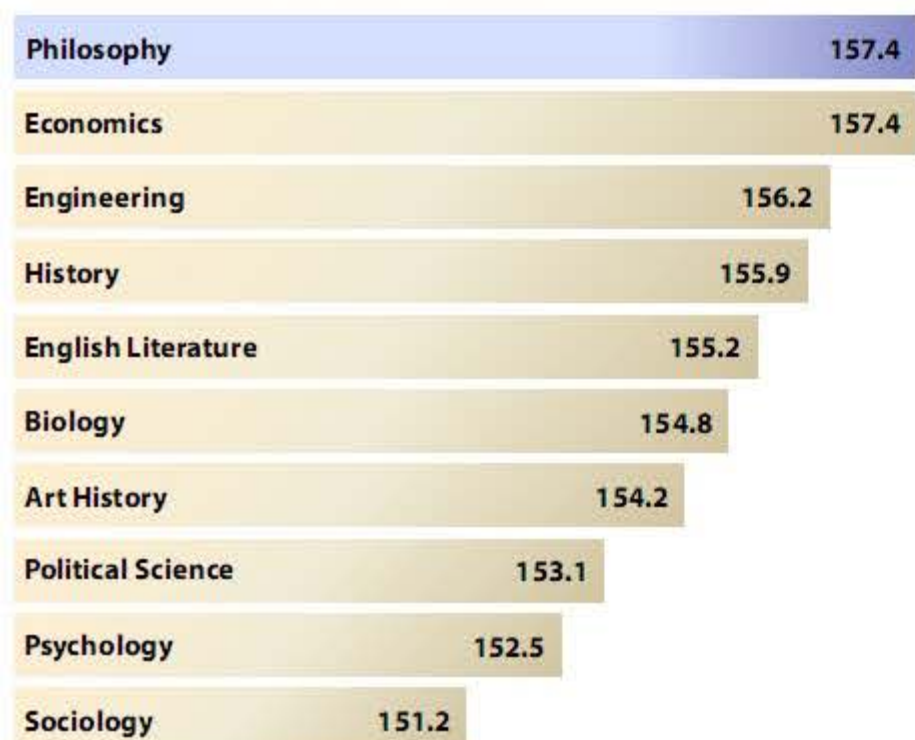
Sources: Michael Nieswiadomy, "LSAT Scores of Economics Majors," *Journal of Economic Education* 41, no. 3 (Summer 2010): 331–3

Graduate Management Admission Council, "Profile of GMAT Candidates" (<http://www.gmac.com/market-intelligence-and-research/research-library/gmat-test-taker-data.aspx>)

### Law School Admission Test

Required by U.S. Law Schools


2007–2008 Tests; Scores range from 120–180



### Graduate Management Admission Test

Required by U.S. Business Schools

2010–2011 Tests; Scores range from 200–800



# DO PHILOSOPHY MAJORS MAKE ANY MONEY?

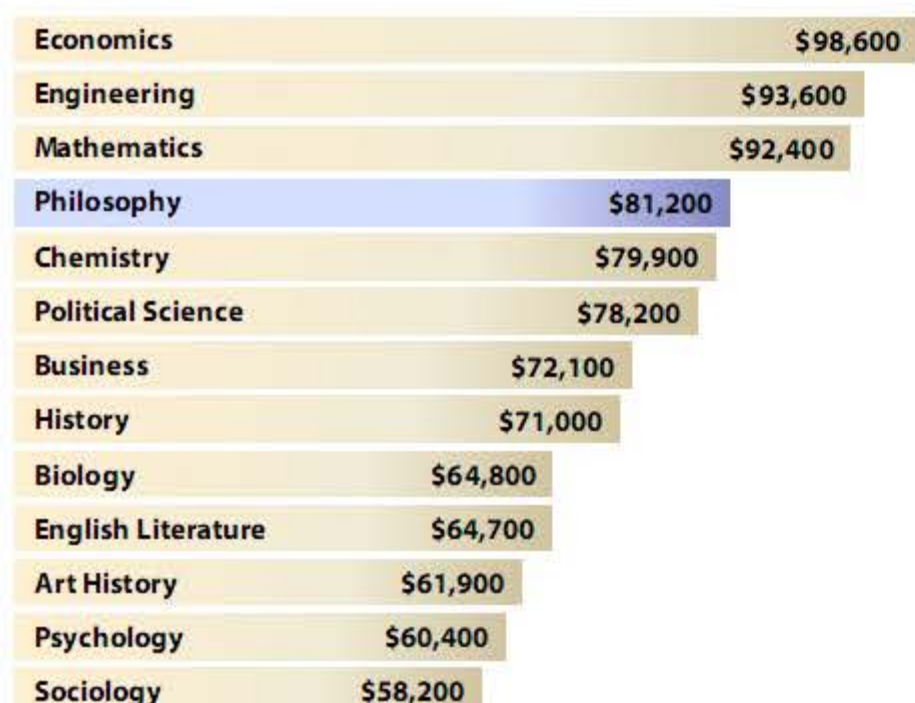
## Annual Salaries and Salary Growth by Undergraduate Major

Source: "Salary Increase by Major," *Wall Street Journal* ([http://www.wsj.com/public/resources/documents/info-Degrees\\_that\\_Pay\\_you\\_Back-sort.html](http://www.wsj.com/public/resources/documents/info-Degrees_that_Pay_you_Back-sort.html))

### Annual Salary

Median salary of mid-career graduates without higher degrees

Data collected in 2008



### Salary Growth

Increase from starting to mid-career median salary of graduates without higher degrees

Data collected in 2008

